


**Output power:** 100 - 750 Watts  
**DC current:** 25 - 60 A (max. 60 A / 12 V)  
**DC voltage:** 4 - 30 V (max. 250 V / 3 A)

**Typical applications:** Laboratory plating lines  
 Precious metal plating Reel-to-reel plating  
 PCB lines Manual plating lines

DC power supply in switch mode technology, designed for use in electroplating.



POWER STATION pe1020, front view



POWER STATION pe1020, back view, up to 375 W



POWER STATION pe1020, back view, up to 750 W

### Characteristic values

Linearity inaccuracy < 0.5 %  
 Ripple less than < 0,5 %  
 Efficiency typical > 85 %  
 Powerfactor  $\cos \varphi$  0,95  
 Constant current and voltage control  
 Soft start function  
 Over temperature protection  
 Current and voltage preset  
 Digital displays for current and voltage  
 Precise current and voltage settings via 10-turn potentiometer (270° or other on request)  
 Mains supply: standard 230 V +/- 10 % / 50-60 Hz (other voltages on request)

### Cooling

Air cooled, convection cooling  
 Ambient temperature 35°C (other on request)

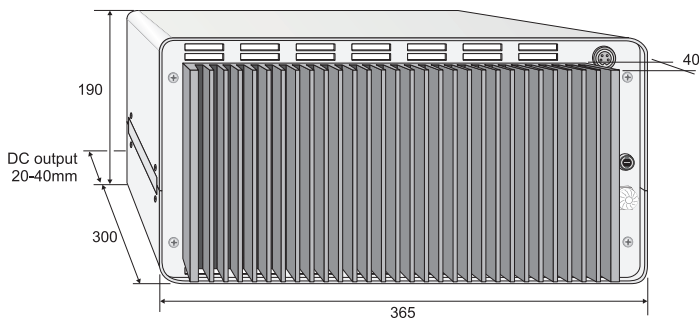
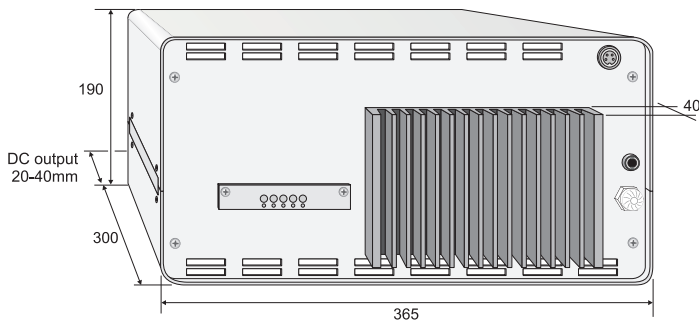
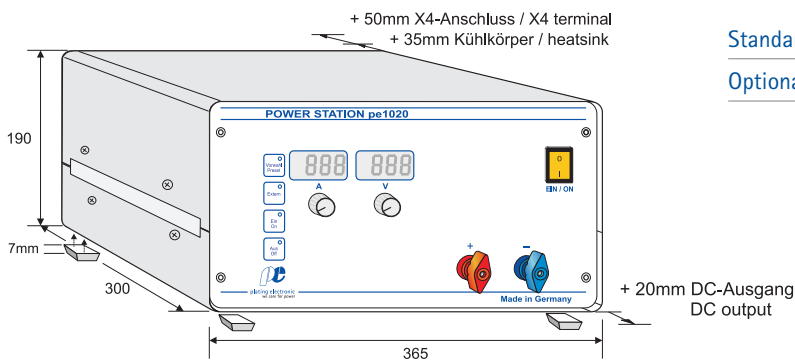
### Design

Compact desktop unit, protection grade IP21  
 Casing powder coated colour RAL 9018 (Standard)  
 Aluminium front panel with polycarbonat film  
 DC connector: see page 2

EMV: EN50011 class A, group B ; EN61000-6-4 and EN61000-6-2;  
 CE-conformity low voltage guide line: EN50178

Values	Standard sizes - DC output <sup>1</sup>										other sizes on request		
	60 A						50 A	40 A		30 A	25 A	3 A	
DC current													
DC voltage	4 V	5 V	6 V	8 V	10 V	12 V	15 V	18 V	20 V	24 V	30 V	250 V	
Mains supply	230 V AC												
Weight	approx. 9 kg												

### Standard dimensions



DC lead through bolts  
can be installed in front or back panel

DC oval flat clamp  
can be installed in front

### Control

Standard: 0-10 V

Optional: external control via analog signals, also with isolation amplifier

### Optional available

External Ampere-hour counter (totalizer) and preset counter

External communication via isolation amplifier

Separate electronic controlled pole changer

External high / low voltage alarm

Auto display resolution

### Shunt signal

The shunt connector enables you to read the actual output current by internal shunt with 0 ... 60 mV for 0 ...  $I_{nenn}$ .

### DC connector

Technical equipment, design and features: subject to change! For further information please contact plating electronic GmbH.